

Ερμής Αργ/λης **79 - 74** Α.Ο.Ν.Α.

| | | | | |
|-----|---------|-----|---------|-----|
| 73% | 22 / 30 | FT | 14 / 15 | 93% |
| 56% | 18 / 32 | 2FG | 15 / 36 | 42% |
| 37% | 7 / 19 | 3FG | 10 / 28 | 36% |
| 40 | 29 - 11 | Rb | 19 - 10 | 29 |
| | 14 | Tu | 11 | |

Referees: Τσαχάκης, Κονταράτος, Μπερέτσος

| By Quarter | 1 | 2 | 3 | 4 |
|---------------|----|----|----|----|
| Ερμής Αργ/λης | 23 | 15 | 23 | 18 |
| Α.Ο.Ν.Α. | 19 | 25 | 17 | 13 |

| End of Quarter | 1 | 2 | 3 | 4 |
|----------------|----|----|----|----|
| Ερμής Αργ/λης | 23 | 38 | 61 | 79 |
| Α.Ο.Ν.Α. | 19 | 44 | 61 | 74 |



Ερμής Αργ/λης

Coach: Π. Γκαναβίας, Σ. Μουσιδής

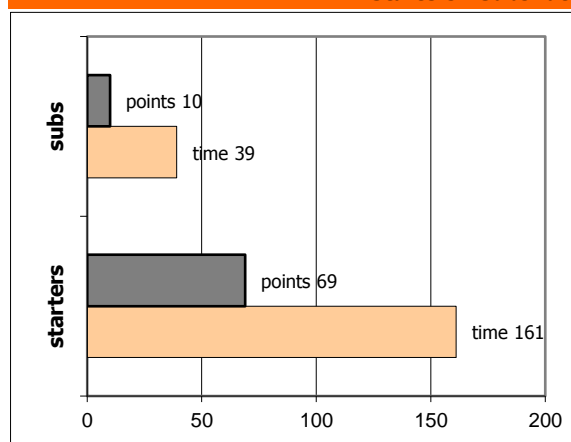
Fastbreaks: 7 / 7

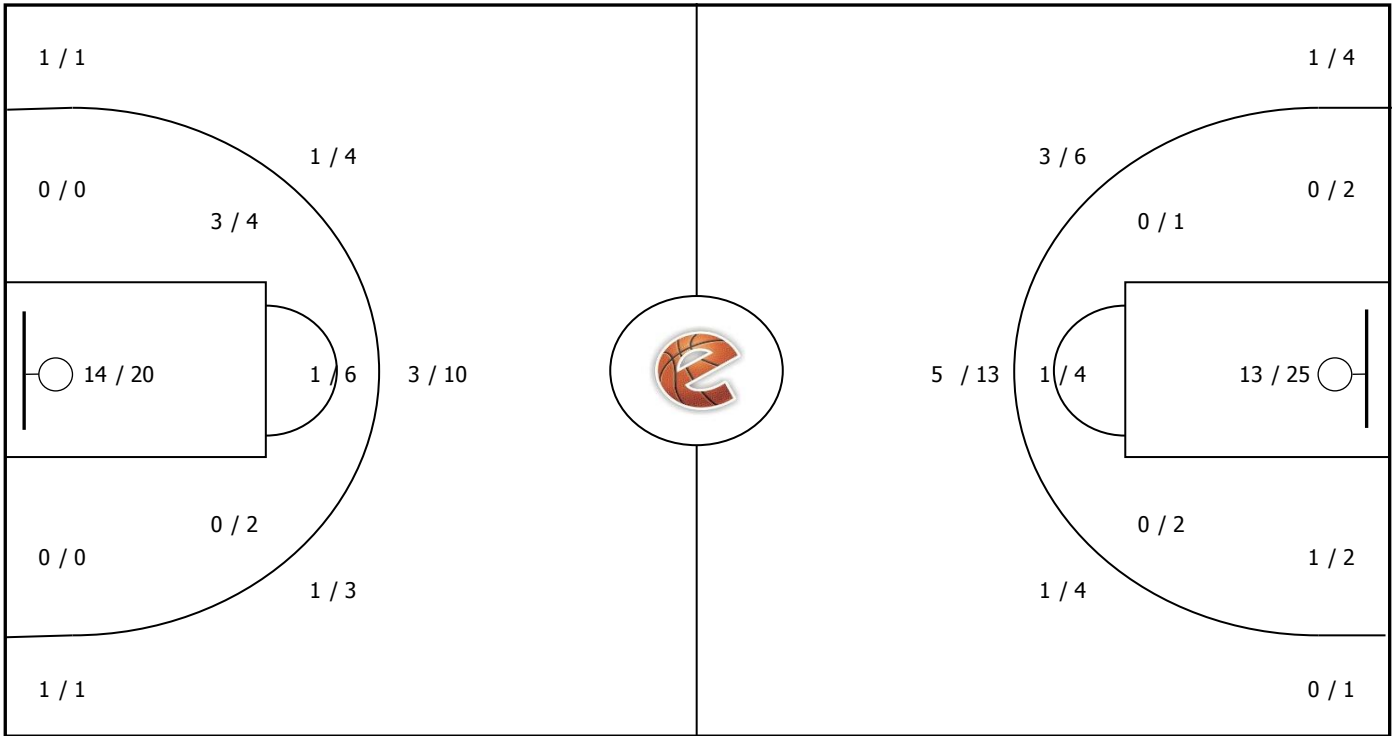
| # | Player | Time (min) | Pts | Ft | 2Fg | 3Fg | +/- | Rbs | | As | St | Tu | Bl | Fouls | | Eff | |
|----|------------------------|---------------|------------|---------------|----------------|----------------|---------------|-----------|-----------|-----------|-----------|----------|-----------|----------|-----------|-----------|-----------|
| | | | | | | | | de | of | | | | | dr | co | | |
| 4 | Μαρής Ι. | 0 | 0 | 0 / 0 | 0 / 0 | 0 / 0 | 0 | 0 | 0 | 0 | 0 | 0 | 0 | 0 | 0 | - | |
| 5 | Μπαλαμώτης Ι. | 4 | 0 | 0 / 0 | 0 / 0 | 0 / 0 | -7 | 1 | 0 | 0 | 0 | 1 | 0 | 0 | 0 | 0 | |
| 6 | Καβαλαράκης Ν. | 33 | 18 | 5 / 10 | 5 / 11 | 1 / 2 | 14 | 3 | 1 | 3 | 0 | 4 | 1 | 9 | 3 | 10 | |
| 16 | Ανδρεαδάκης Αν. | 1 | 0 | 0 / 0 | 0 / 0 | 0 / 0 | -4 | 0 | 0 | 0 | 0 | 0 | 0 | 0 | 1 | 0 | |
| 8 | Ζέγγος Θ. | 23 | 10 | 3 / 3 | 2 / 2 | 1 / 3 | 3 | 4 | 0 | 4 | 2 | 1 | 0 | 3 | 2 | 17 | |
| 9 | Παπαδάκης Θ. | 8 | 0 | 0 / 0 | 0 / 1 | 0 / 0 | -5 | 2 | 0 | 1 | 0 | 0 | 0 | 0 | 2 | 2 | |
| 10 | Φωτόπουλος Θ. | 26 | 11 | 7 / 8 | 2 / 4 | 0 / 4 | -6 | 5 | 1 | 0 | 0 | 2 | 0 | 4 | 2 | 8 | |
| 11 | Ξυνογαλάς Π. | 39 | 3 | 1 / 2 | 1 / 2 | 0 / 3 | 9 | 8 | 3 | 4 | 2 | 0 | 1 | 2 | 2 | 16 | |
| 12 | Αυδής Α. | 0 | 0 | 0 / 0 | 0 / 0 | 0 / 0 | 0 | 0 | 0 | 0 | 0 | 0 | 0 | 0 | 0 | - | |
| 23 | Γρηγόρας Σ. | 30 | 16 | 2 / 3 | 4 / 4 | 2 / 3 | 15 | 2 | 5 | 1 | 1 | 0 | 2 | 1 | 4 | 25 | |
| 14 | Μαυραντζώτου Γ. | 33 | 21 | 4 / 4 | 4 / 8 | 3 / 4 | 8 | 3 | 1 | 1 | 0 | 3 | 0 | 4 | 1 | 18 | |
| 15 | Δέδες Γ. | 3 | 0 | 0 / 0 | 0 / 0 | 0 / 0 | -2 | 0 | 0 | 0 | 0 | 1 | 0 | 0 | 1 | -1 | |
| | Team | | | | | | | 1 | 0 | | | 2 | | 0 | 0 | | |
| | 1st quarter | | 23 | 6 / 7 | 7 / 12 | 1 / 2 | | 6 | 6 | 3 | 1 | 4 | 1 | 5 | 2 | 29 | |
| | 2nd quarter | | 15 | 4 / 4 | 4 / 7 | 1 / 6 | | 8 | 1 | 2 | 1 | 4 | 0 | 5 | 7 | 15 | |
| | 3rd quarter | | 23 | 2 / 6 | 6 / 10 | 3 / 4 | | 8 | 1 | 6 | 1 | 3 | 0 | 6 | 5 | 27 | |
| | 4th quarter | | 18 | 10 / 13 | 1 / 3 | 2 / 7 | | 7 | 3 | 3 | 2 | 3 | 3 | 7 | 4 | 23 | |
| | Final Stats | | 200 | 79 | 22 / 30 | 18 / 32 | 7 / 19 | 25 | 29 | 11 | 14 | 5 | 14 | 4 | 23 | 18 | 94 |
| | | | | 73% | 56% | 37% | | 40 | | | | | | | | | |

Α.Ο.Ν.Α.

| # | Player | Pts | - | 3s |
|----|-------------------------|-----------|---|----------|
| 4 | Κουτσολιάκος Σ. | 10 | - | 2 |
| 0 | Ψάλτου Σ. | 0 | - | 0 |
| 6 | Τσιάκος Α. | 7 | - | 1 |
| 17 | Μπατής Ν. | 6 | - | 2 |
| 8 | Ντόσκορης Ι. | 12 | - | 2 |
| 41 | Τσιώκος Ν. | 24 | - | 0 |
| 10 | Λούγαρης Π. | 0 | - | 0 |
| 11 | Ψυχογιός Δ. | 11 | - | 3 |
| 12 | Κυριακόπουλος Δ. | 2 | - | 0 |
| 13 | Μαργκολίν Ν. | 2 | - | 0 |
| 14 | Καραγάλιος Θ. | 0 | - | 0 |
| 15 | Σεχάι Μ. | 0 | - | 0 |

Starters - Subs ratio

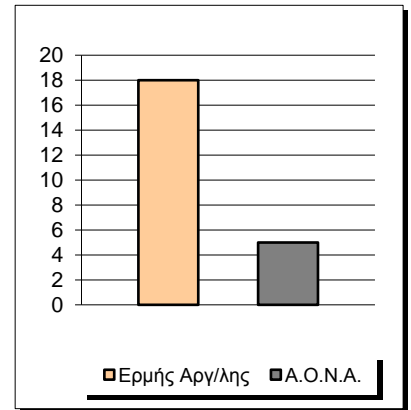
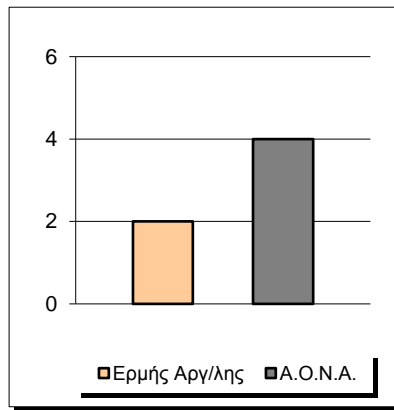
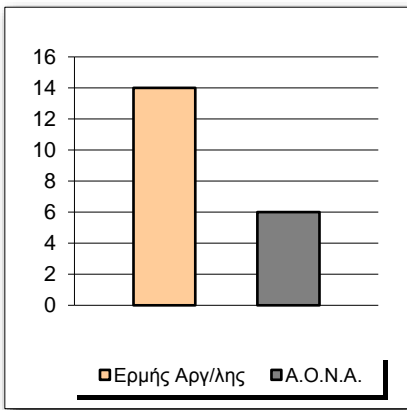




Fastbreak Pts

Turnover Pts

Second Chance Pts

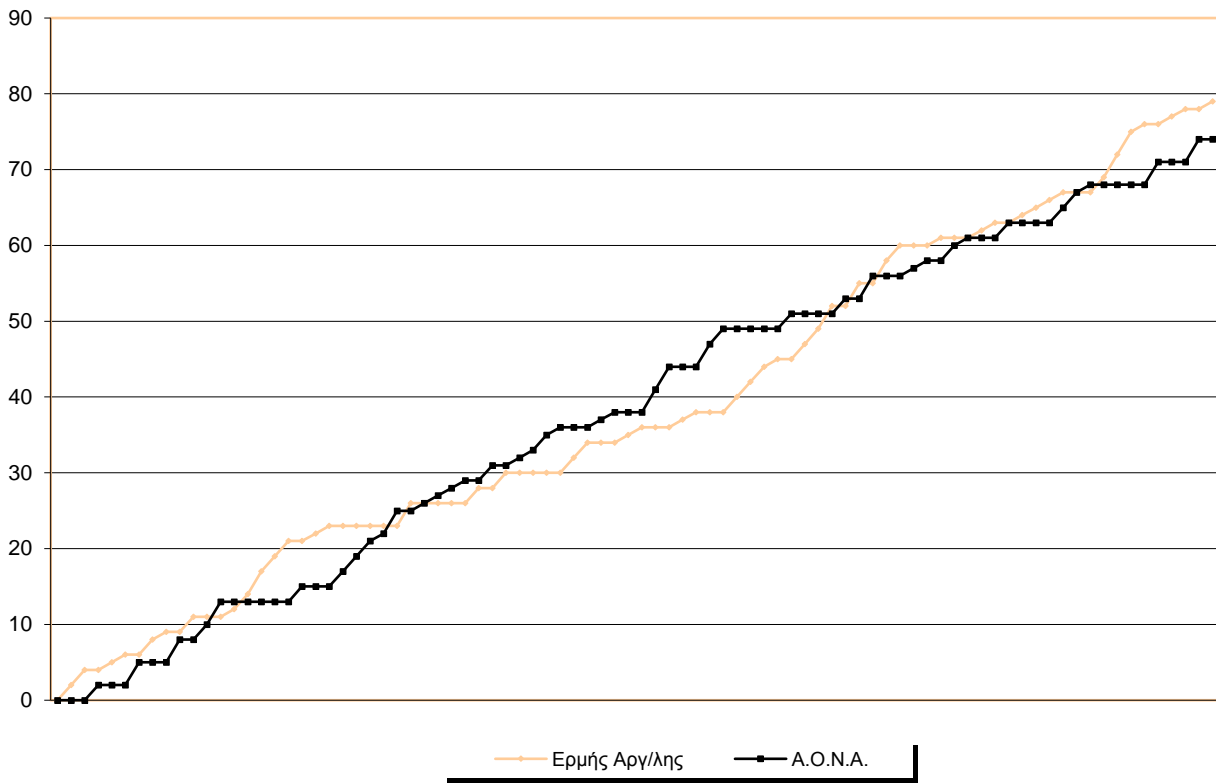


NOTES

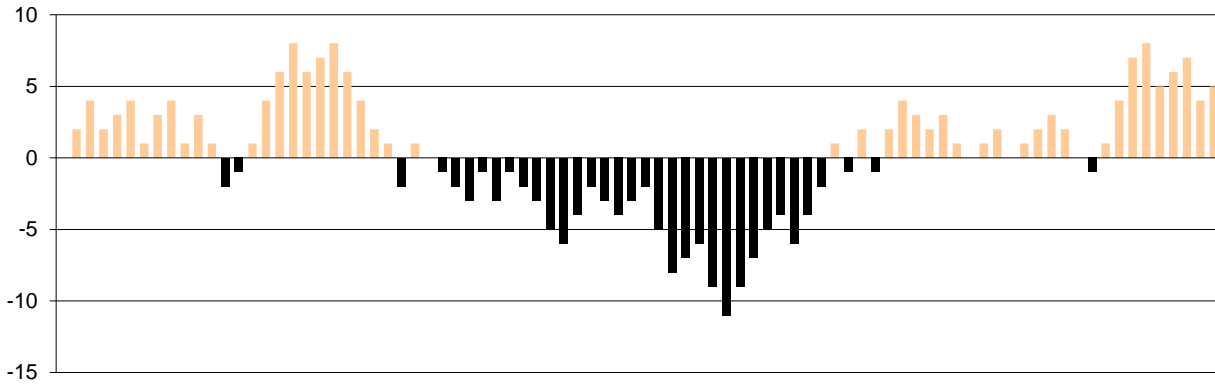
Blank area for notes.

GRAPHIC STATS

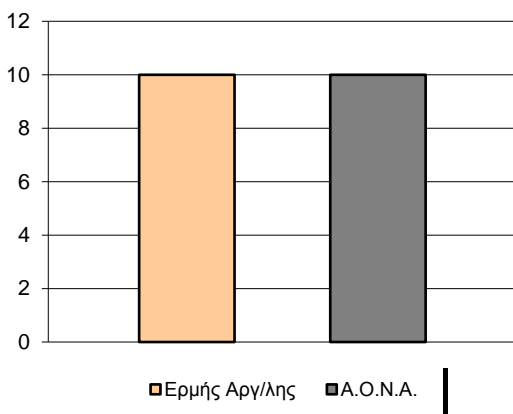
SCORE EVOLUTION



SCORE DIFFERENCE



LARGEST SCORING RUN



LARGEST LEAD

